



EMERGENCIES

Brake Failure

Pump brakes

- Try to build up pressure

Shift to a lower gear

- If under 30 with automatic, shift to 1st

Apply parking brake gradually

- Hand Lever: Push release button & pull up
- Pedal: Pull release & step down pedal



Brake Failure



- 🚗 Flash your lights or use horn to warn people
- 🚗 Look for a safe place to stop
- 🚗 Once stopped-Secure the vehicle
- 🚗 Don't panic and Stay Cool!



Brake Failure

- If you are unable to stop going down a hill:
- 🚗 Rub your right front wheels against a curb
 - 🚗 Look for something soft to slow the vehicle like bushes
 - 🚗 Sideswipe a guardrail




Accelerator Sticks

If time, try to lift the pedal with your foot.

- ☒ Shift to NEUTRAL
- ☒ Brake smoothly & steer for a safe location
- ☒ Turn off the key
- ☒ Secure the vehicle
- ☒ Warn traffic

Stalled Engine



 Shift to NEUTRAL

– Stay off the brake

 Turn Key


– Lightly press the gas pedal

 Shift to DRIVE

– Foot off the gas


– Proceed if safe

Headlights go Out




- 🚗 Apply the brakes
- 🚗 Ease onto the shoulder of the road as soon as possible
- 🚗 Use your parking lights, signals, hazard lights, flares or a flashlight to warn traffic

Tire Blowout




- 🚗 Keep a firm grip on the steering wheel
- 🚗 Once you have control brake smoothly
- 🚗 Drive onto the shoulder
 - Find a place that is relatively level
 - Find a place that is wide enough to safely change a tire
- 🚗 Set out warning devices or 4-way flashers



Changing a Tire

- 🚗 Find a hard, flat surface well off the road
- 🚗 Apply the parking brake firmly
 - Shift to Park with an automatic
 - With a manual shift to Reverse or 1st
- 🚗 Block both front and rear of the wheel diagonally opposite the flat
- 🚗 Set out warning devices or 4-way flashers



Head on Evasion

If another vehicle is speeding toward you in your lane:

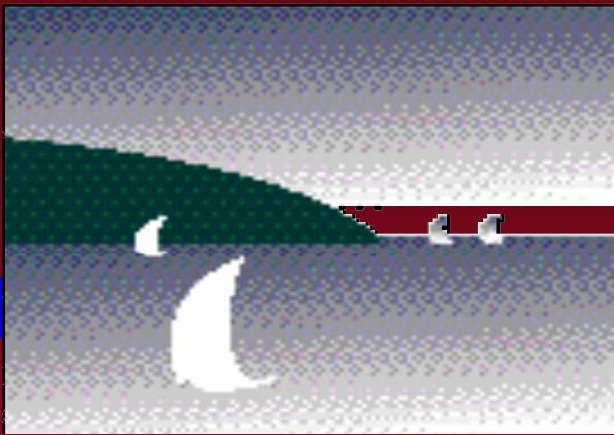
- 🚗 Steer for the right shoulder
 - Give the other vehicle the entire road if possible
 - Go into a ditch if necessary
- 🚗 Use your horn and flash your lights



Lands in Water

If your vehicle lands in water the best escape is a window:

- 🚗 Most vehicles will float for a few minutes
- 🚗 Act quickly to open a window
 - If you have power windows they may short
 - If necessary kick out a window
- 🚗 Don't try to open a door, too much pressure



Submerged in Water

If your vehicle goes under water before you can escape:

- 🚗 Wait until the water pressure equalizes
 - Water should fill the vehicle almost to top
- 🚗 Keep your head at the top of the vehicle where there is an air pocket
- 🚗 Open a window or door and swim out



Vehicle Catches Fire

If your vehicle catches fire, it is probably a short in the electrical system:

- 🚗 Pull over and stop immediately
- 🚗 Turn off the key
- 🚗 Get everyone out of & away from the vehicle
- 🚗 Call 9-1-1



Vehicle Catches Fire

If it is a small fire:


- 🚒 Try to disconnect the battery if you have the tools
- 🚒 Try to put the fire out
 - Use a fire extinguisher
 - Use a blanket or heavy coat to smother it
- 🚒 If the fire gets out of control, get far away!

Running off the Pavement

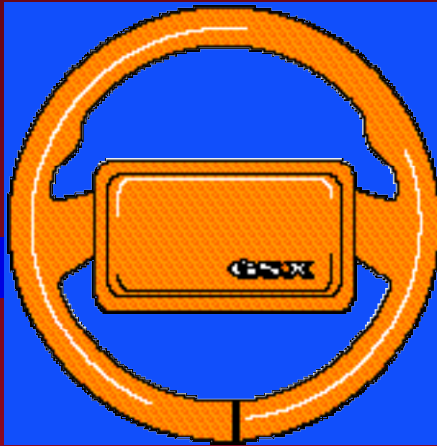


- 🚗 Take foot off accelerator
- 🚗 Keep firm grip on steering wheel
 - Resist the urge to return to the pavement immediately
- 🚗 Straddle pavement edge and slow gradually
- 🚗 Turn sharply back onto pavement where pavement is nearly level with shoulder

Hood Flies Up



- 1 Look between upraised hood & engine area
 - If cannot see, lean left to look around hood
- 2 Activate hazard lights
- 3 Decelerate as rapidly as safely possible
 - Stay in your lane
- 4 Pull off the roadway as soon as possible



Steering Failure

- If hard steering develops:
 - Pull off roadway
 - Check for low tire or broken belt
- In the event of a complete failure:
 - Apply brakes moderately
 - Stop as soon as possible

EMERGENCY MANUEVERS

- 🚗 Threshold Braking
- 🚗 Thrust Acceleration
- 🚗 Evasive Steering



EMERGENCIAS